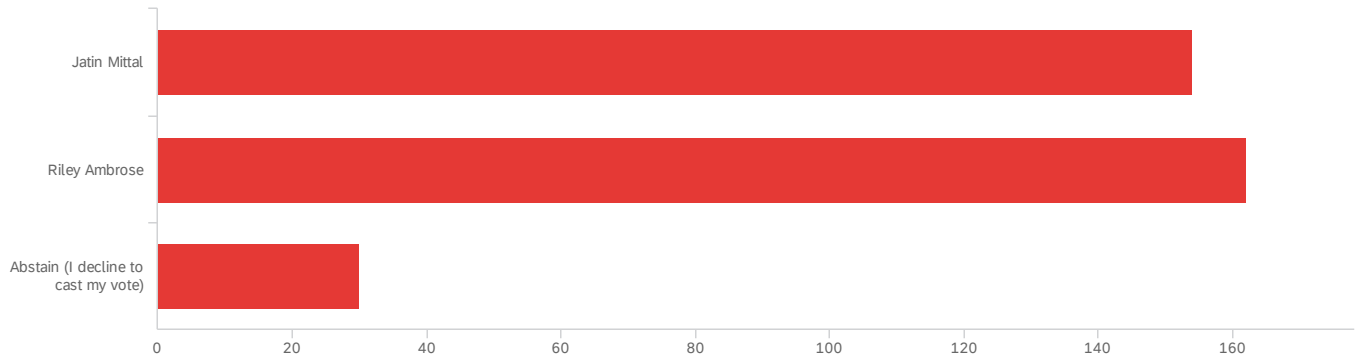


# Default Report

2023 TDSA Election Voting Module

March 16, 2023 3:05 PM EDT

## Q12 - President (please choose one):

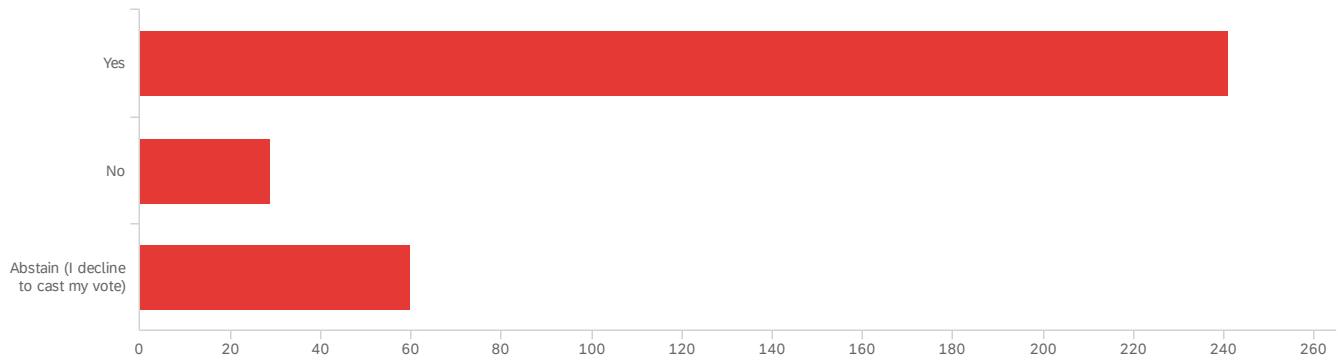


#	Field	Minimum	Maximum	Mean	Std Deviation	Variance	Count
1	President (please choose one):	1.00	3.00	1.64	0.64	0.40	346

#	Field	Choice Count
1	Jatin Mittal	44.51% 154
2	Riley Ambrose	46.82% 162
3	Abstain (I decline to cast my vote)	8.67% 30
		346

Showing rows 1 - 4 of 4

## Q13 - Vice President of University Affairs: Anthony Coulter (Uncontested)

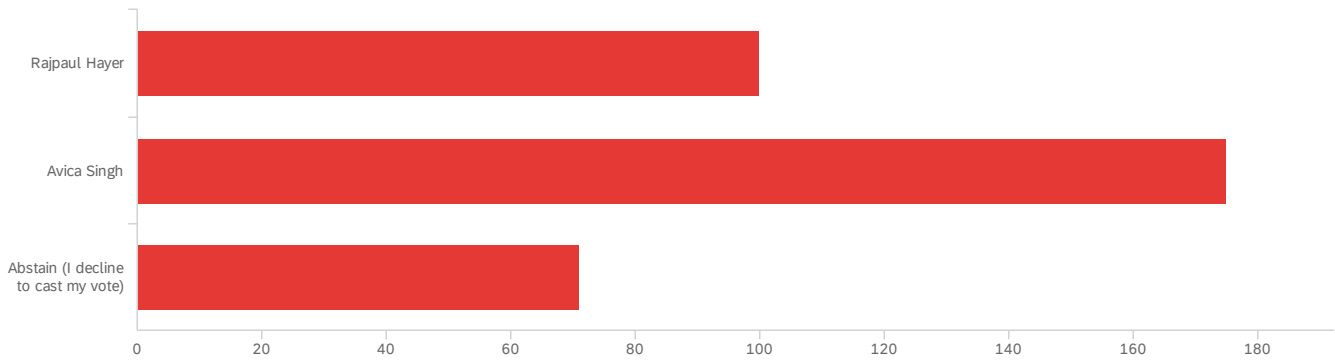


#	Field	Minimum	Maximum	Mean	Std Deviation	Variance	Count
1	Vice President of University Affairs: Anthony Coulter (Uncontested)	5.00	7.00	5.45	0.78	0.61	330

#	Field	Choice Count
5	Yes	73.03% 241
6	No	8.79% 29
7	Abstain (I decline to cast my vote)	18.18% 60
		330

Showing rows 1 - 4 of 4

## Q14 - Vice President of Campus Life (please choose one):



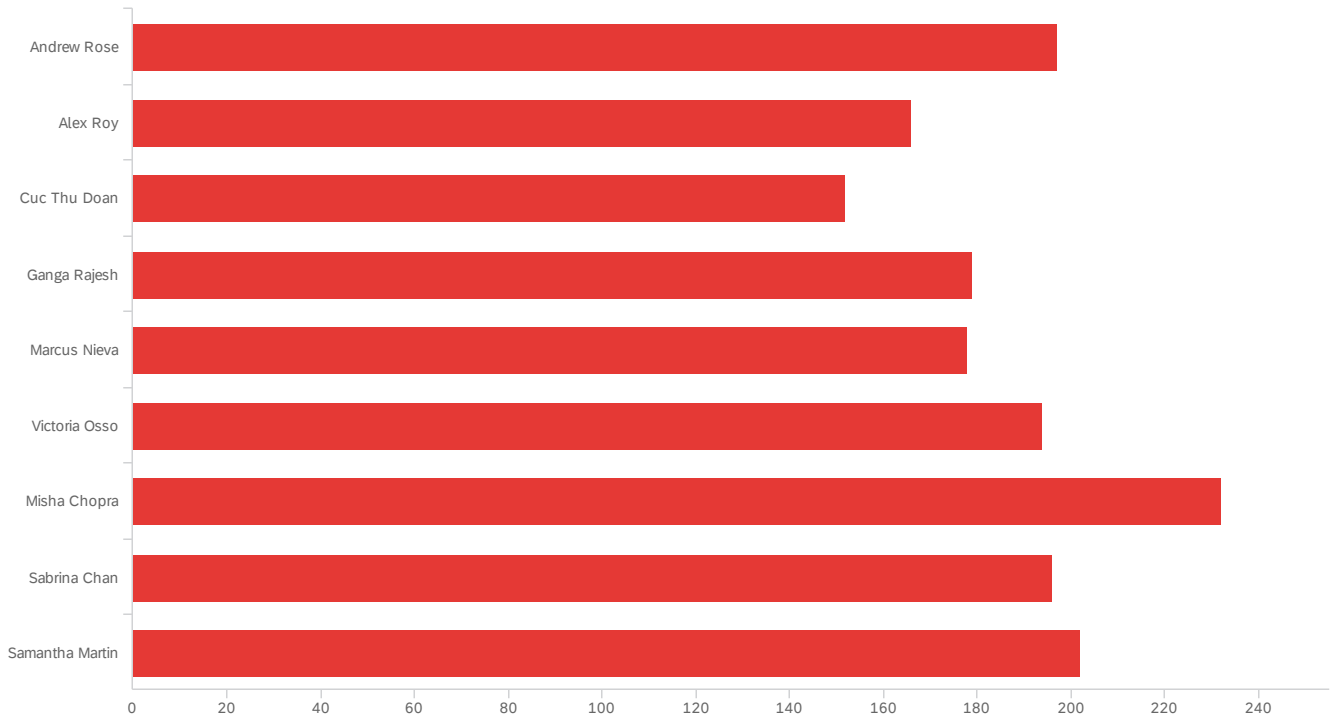
#	Field	Minimum	Maximum	Mean	Std Deviation	Variance	Count
1	Vice President of Campus Life (please choose one):	1.00	3.00	1.92	0.70	0.49	346

#	Field	Choice Count
1	Rajpaul Hayer	28.90% 100
2	Avica Singh	50.58% 175
3	Abstain (I decline to cast my vote)	20.52% 71
		346

Showing rows 1 - 4 of 4

# Q17 - Please select your eight choices from the candidates for the TDSA Board of

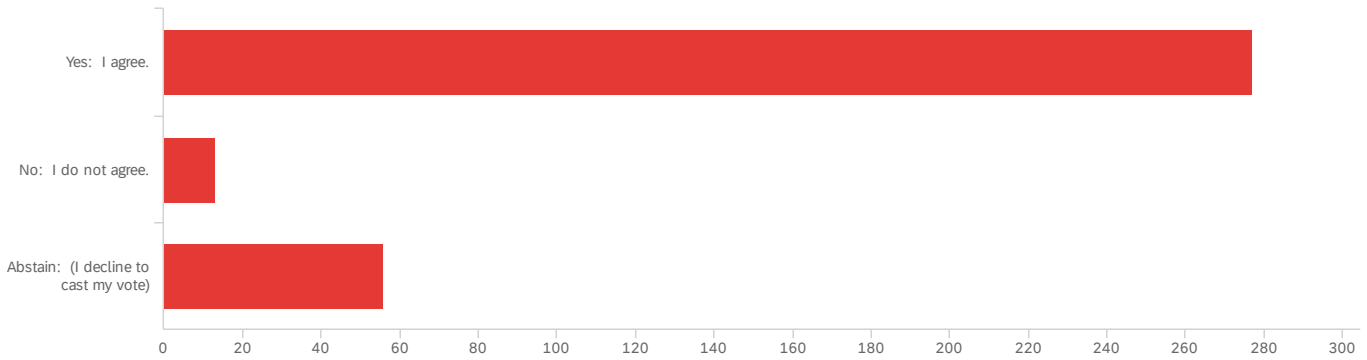
## Directors?



#	Field	Choice Count
1	Andrew Rose	11.62% 197
2	Alex Roy	9.79% 166
3	Cuc Thu Doan	8.96% 152
4	Ganga Rajesh	10.55% 179
5	Marcus Nieva	10.50% 178
6	Victoria Osso	11.44% 194
7	Misha Chopra	13.68% 232
8	Sabrina Chan	11.56% 196
9	Samantha Martin	11.91% 202
		1696

Showing rows 1 - 10 of 10

Q23 - Question: Do you agree that the Trent Durham Student Association (TDSA) should formally join the Canadian Alliance of Student Association at the conclusion of the 2022/2023 academic year?



#	Field	Minimum	Maximum	Mean	Std Deviation	Variance	Count
1	Question: Do you agree that the Trent Durham Student Association (TDSA) should formally join the Canadian Alliance of Student Association at the conclusion of the 2022/2023 academic year?	1.00	5.00	1.76	1.53	2.35	346

#	Field	Choice Count
1	Yes: I agree.	80.06% 277
4	No: I do not agree.	3.76% 13
5	Abstain: (I decline to cast my vote)	16.18% 56
		346

Showing rows 1 - 4 of 4

**End of Report**